



# NITOL MOTORS LTD

## (SERVICE AND PARTS)

100 TONGI INDUSTRIAL AREA, GARZIPUR

---

---



## SOFTWARE DOCUMENTARY ( IT DIVISION )

---

REF : IT CIRCULAR\_REF\_NML\_SE\_IT\_SOFT\_23112011\_16



# INVENTORY PROCESS

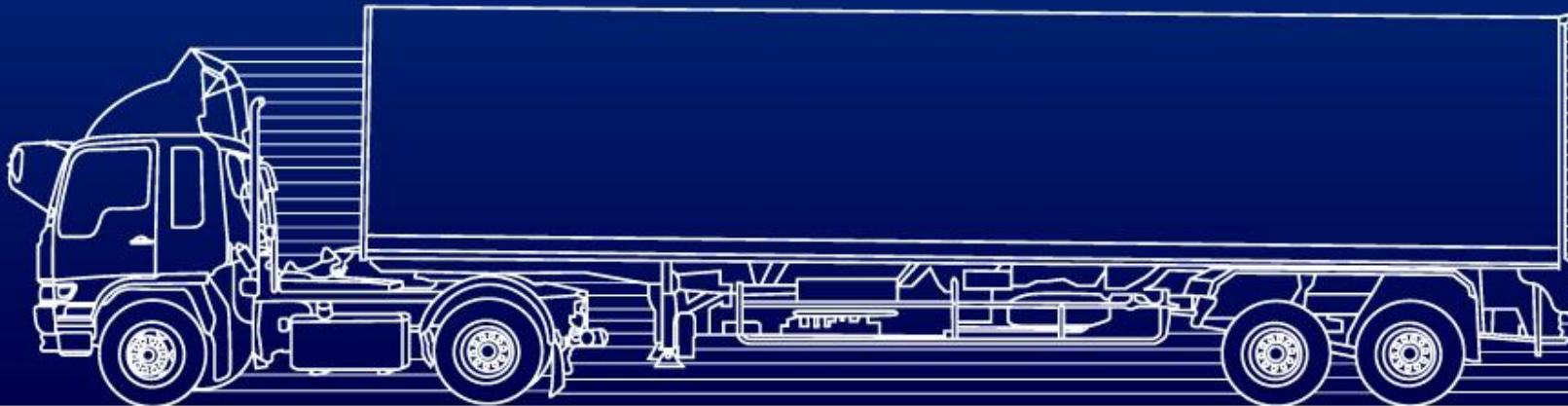
---

NML SERVICE MONITOR THAT SOMETIMES SOFTWARE SYSTEM STOCK DOES NOT MATCHING TO PHYSICAL STOCK. IT SHOWS THAT PHYSICAL STOCK IS GREATER THEN SOFTWARE SYSTEM STOCK OR SOFTWARE SYSTEM STOCK IS GREATER THEN PHYSICAL STOCK.

TO MAINTAIN THIS MISSMATCH PARTS RATIO, INVENTORY PROCESS WILL KEEP THE TRACK OF PHYSICAL AND SYSTEM BOTH STOCK

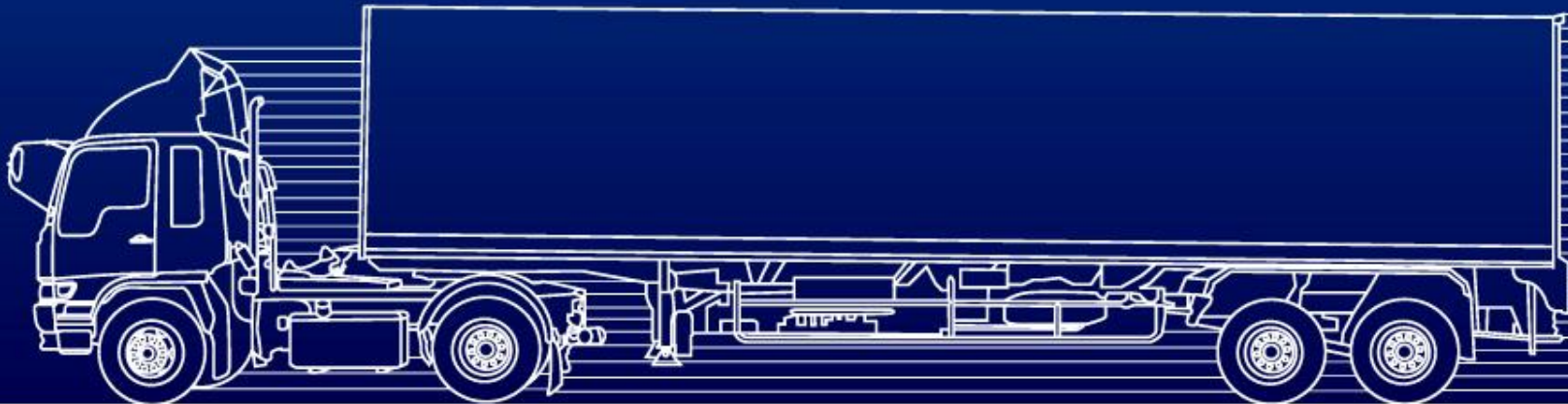
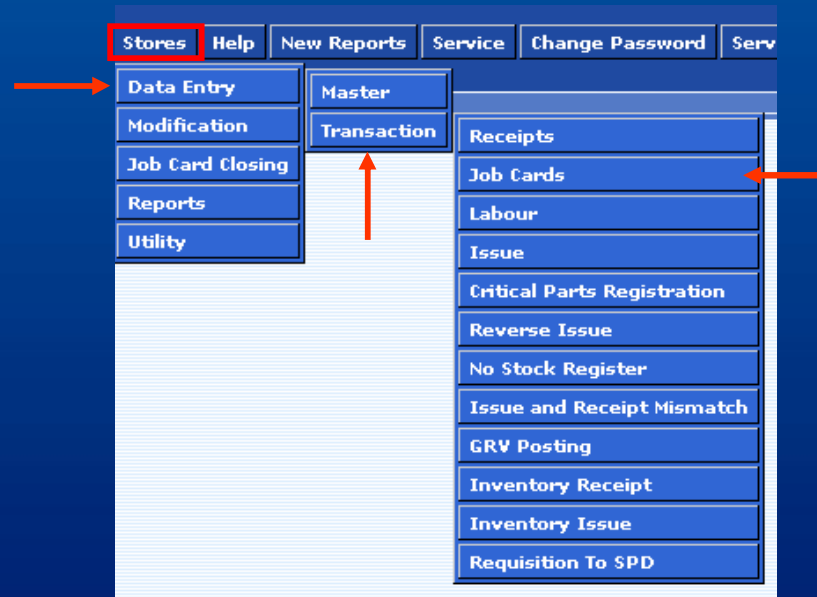
THE FOLLOWING PROCEDURE ESTIMATE THE INVENTORY PROCESS

1. INVENTORY JOBCARD
2. INVENTORY PARTS ISSUE
3. INVENTORY PARTS RECEIPTS
4. INVENTORY AUDIT REPORT



# INVENTORY PROCESS

TO MAINTAIN THE MISSMATCH STOCK, USER HAVE TO CREATE A JOB CARD FOR INVENTORY PARTS ISSUE



# INVENTORY PROCESS

FOR INVENTORY PROCESS SELECT "INVENTORY". IT WILL REDIRECT TO "JOB CARD ENTRY FOR INVENTORY" FORM

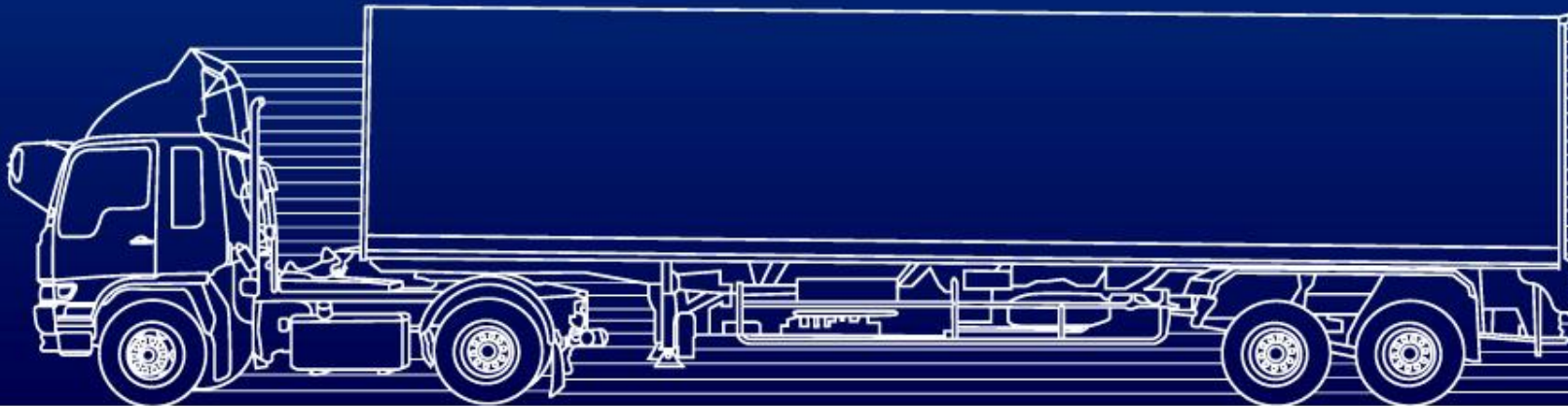
**Job Card Entry Form**

[View Job Card Report](#)      [Find Vehicle By Reg No](#)

Job Card Type	<input type="text" value="Workshop"/>		Job Card	<input type="text"/>		
Vehicle Reg. No	<input type="text" value="Workshop"/>	<input type="button" value="..."/>	Customer Code	<input type="text"/>	Engine No	<input type="text"/>
Customer Name	<input type="text" value="Counter Sales"/>		Chassis	<input type="text"/>	BL Date	<input type="text"/>
Model No	<input type="text" value="Inventory"/>					

**Job Card Information Entry**

Est Labour Cost	<input type="text"/>	Est Time	<input type="text" value="11/21/2011 12:51:02 PM"/>	Service	<input type="text" value="--Select One--"/>
Est Spare Cost	<input type="text"/>	Arrival of Customer	<input type="text" value="11/21/2011 12:51:02 PM"/>	Job Type	<input type="text" value="--Select One--"/>
KM	<input type="text"/>	Receipt Time	<input type="text" value="11/21/2011 12:51:02 PM"/>	Floor Group	<input type="text"/>
Bay No	<input type="text"/>	Cust Attend By Super	<input type="text" value="11/21/2011 12:51:02 PM"/>	Supervisor	<input type="text"/>
Mobile No	<input type="text"/>	Job Started	<input type="text" value="11/21/2011 12:51:02 PM"/>		



# INVENTORY PROCESS

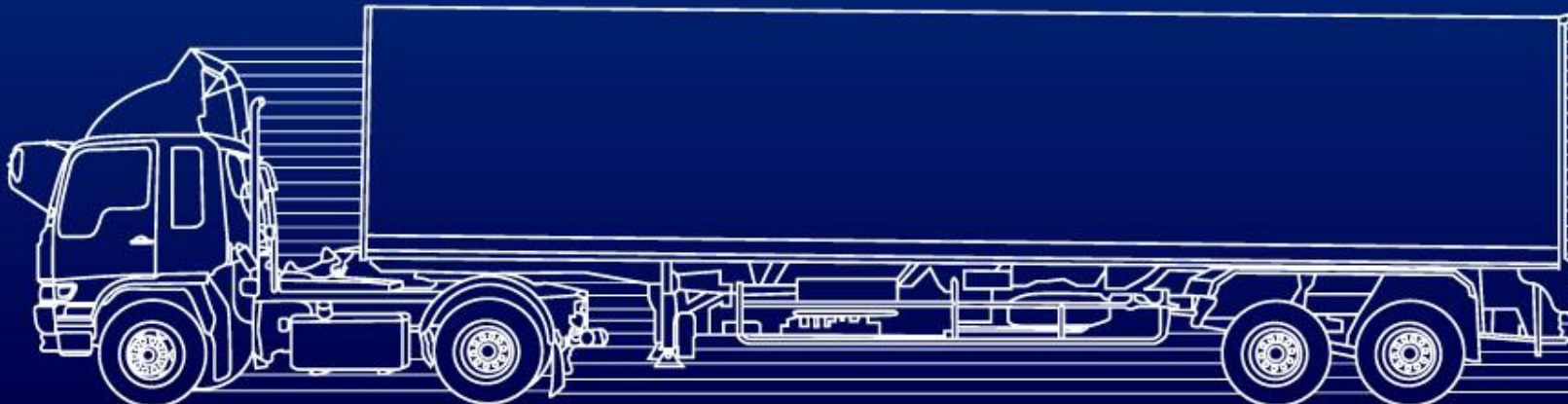
**Job Card Entry for Inventory**

Job Card No	<input type="text"/>		
Vehicle Reg. No	<input type="text" value="TONGI INVENTORY"/>	<input type="button" value="..."/>	Model No <input type="text" value="SFC 709/38 EX CAB POWER"/>
Chesis	<input type="text" value="INVENTORY CHESSIS"/>		Engine No <input type="text" value="INVENTORY ENGINE"/>
Customer Name	<input type="text" value="CSD TONGI"/>		Customer Code <input type="text" value="0319020"/>

**AFTER CLICKING THE SAVE BUTTON JOBCARD NUMBER WILL BE CREATED FOR THE CURRENT MONTH**

**.....NOTE.....**

- 1. USER CAN CREATE ONLY ONE JOBCARD FOR THE CURRENT MONTH**
- 2. VEHICLE REG. NO, CHESIS, CUSTOMER NAME, MODEL NO, ENGINE NO, CUSTOMER CODE REMAIN PREFIX**



# INVENTORY PROCESS

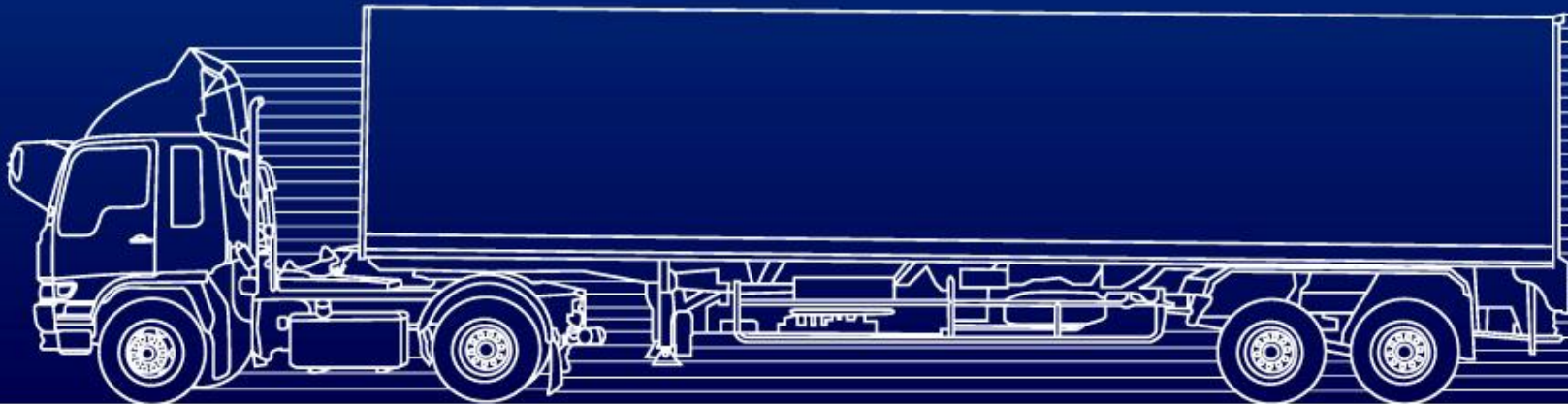
---

1. INVENTORY PARTS ISSUE :  
IF

PHYSICAL STOCK < SYSTEM STOCK

TNEN

INVENTORY PARTS ISSUE IS EFFECTIVE TO MAINTAIN THE MISSMATCH STOCK



# INVENTORY PROCESS

## 1. INVENTORY PARTS ISSUE :

**Inventory Parts Issue Form**

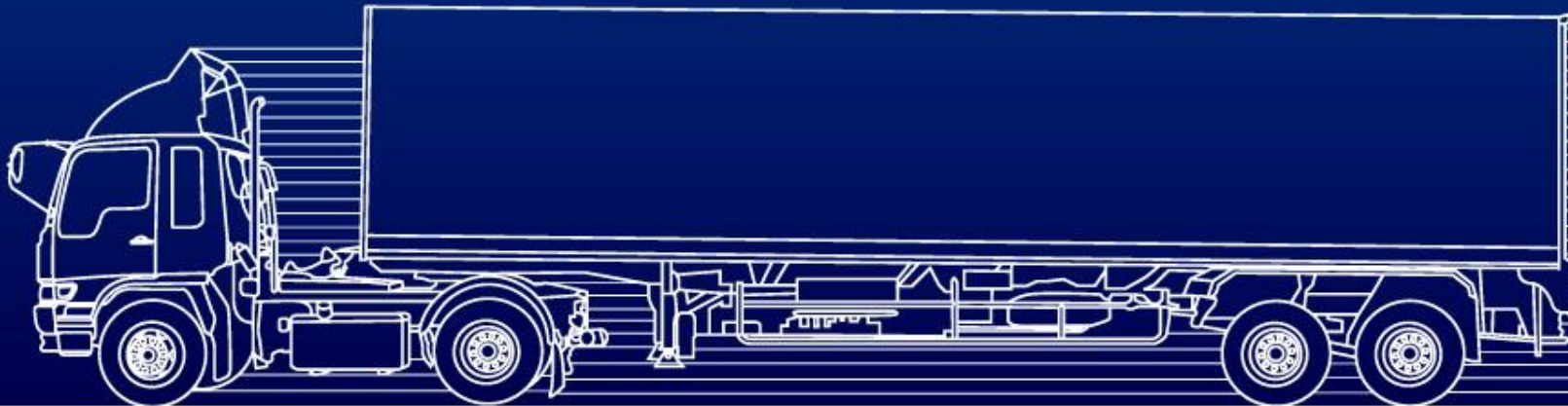
Job Card No	112202	...	Vehicle Reg. No	TONGI INVENTORY
Customer Name	CSD TONGI		Measuring Unit	Ltr
Part No	0000000000001	...	Issue Type	Counter Sales
Description	Vanellus CF4 15W40 (Mono		Unit Price	396
Quantity	5		Location	112-01-01-001
Updated Stock	1322		Remarks	

**Add to Cart** 3

Delete	Part	Qty	Price	TPrice	Date	Type	Description	PL27E
--------	------	-----	-------	--------	------	------	-------------	-------

### PROCEDURE:

1. ENTER THE PART NUMBER AND LOAD
2. ENTER THE QUANTITY
3. CLICK "ADD TO CART"



# INVENTORY PROCESS

## 1. INVENTORY PARTS ISSUE :

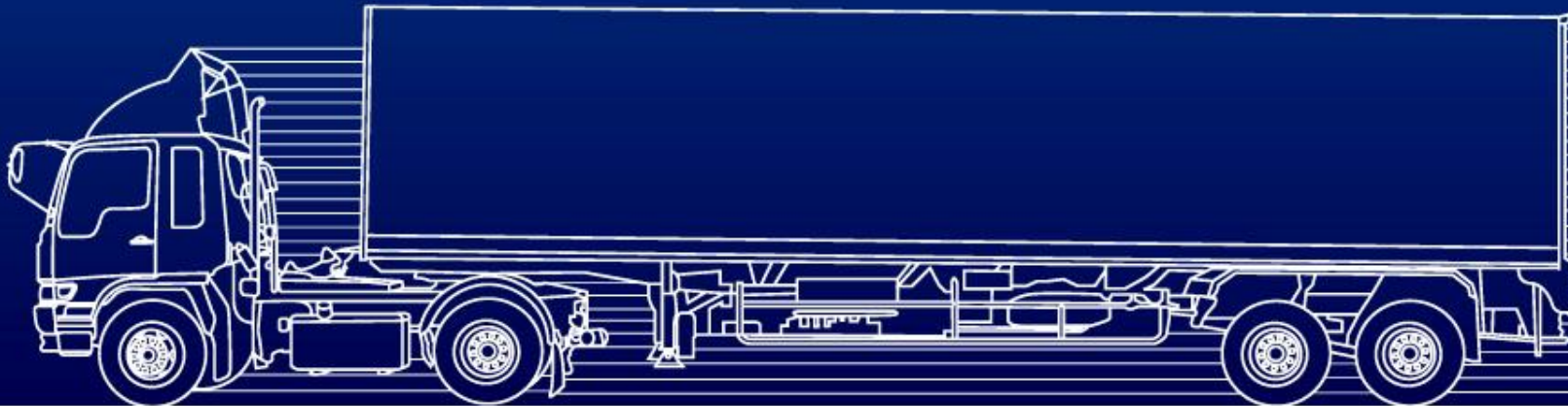
**Inventory Parts Issue Form**

Job Card No	<input type="text" value="112202"/>	...	Vehicle Reg. No	<input type="text" value="TONGI INVENTORY"/>
Customer Name	<input type="text" value="CSD TONGI"/>		Measuring Unit	<input type="text"/>
Part No	<input type="text"/>	...	Issue Type	<input type="text" value="Counter Sales"/>
Description	<input type="text"/>		Unit Price	<input type="text"/>
Quantity	<input type="text"/>		Location	<input type="text"/>
Updated Stock	<input type="text"/>		Remarks	<input type="text"/>

Delete	Part	Qty	Price	TPrice	Date	Type	Description	PL27E
Delete	0000000000001	5	396	1980	11/21/2011 1:36:07 PM	Counter Sales	Vanellus CF4 15W40 (Mono Grade Diesel Oil)	5.14

4

5. CLICK ON SAVE

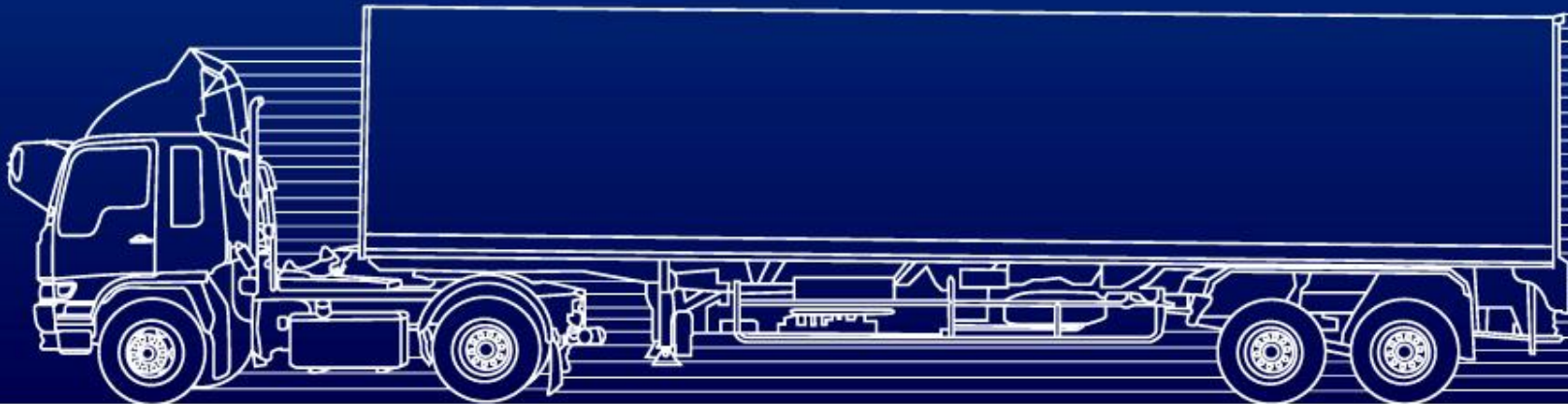




# INVENTORY PROCESS

---

2. INVENTORY PARTS RECEIPT :  
IF  
PHYSICAL STOCK > SYSTEM STOCK  
THEN  
INVENTORY PARTS RECEIPT IS EFFECTIVE TO MAINTAIN THE MISSMATCH STOCK



# INVENTORY PROCESS

## 2. INVENTORY PARTS RECEIPT :

**Inventory Parts Receive Form**

GRV No : **27830**

**Parts Information**

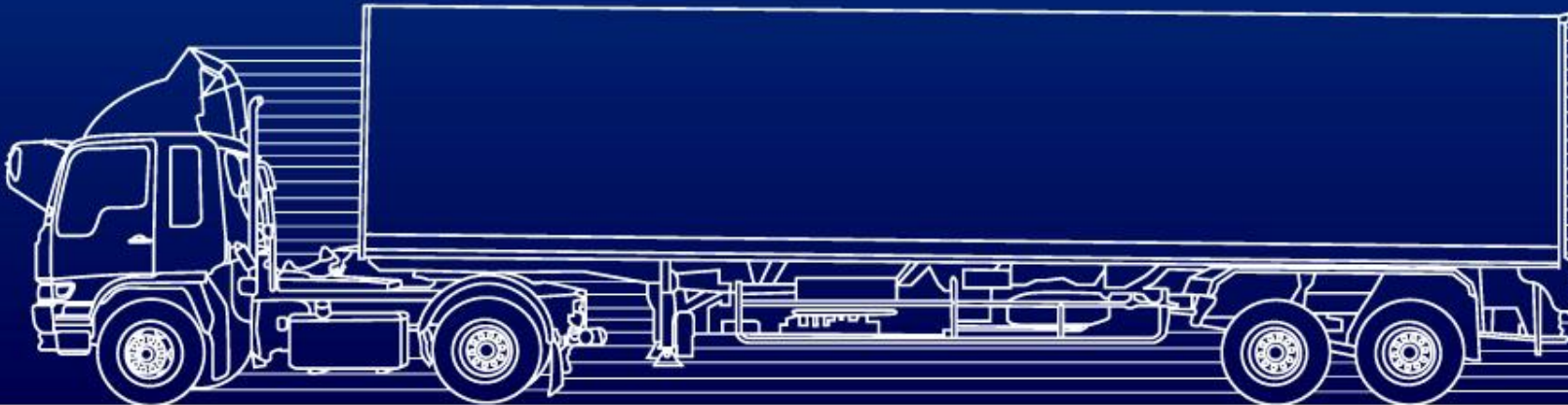
Parts No	<input type="text" value="00000000001"/>	1	Description	<input type="text" value="Vanellus CF4 15W40 (Mono)"/>
Quantity	<input type="text" value="5"/>	2	Bin Location	<input type="text" value="112-01-01-001"/>
Purchase Price	<input type="text" value="322.6551"/>		Stock	<input type="text" value="1317"/>
Remarks	<input type="text"/>			

**3**

Delete	Item Code	Received Qty	Unit Price	Total
--------	-----------	--------------	------------	-------

### PROCEDURE:

1. ENTER PART NUMBER AND LOAD THE PARTS NUMBER
2. ENTER THE QUANTITY
3. CLICK "ADD TO CART"



# INVENTORY PROCESS

## 2. INVENTORY PARTS RECEIPT :

**Inventory Parts Receive Form**

GRV No : **27830**

**Parts Information**

Parts No  Description

Quantity  Bin Location

Purchase Price  Stock

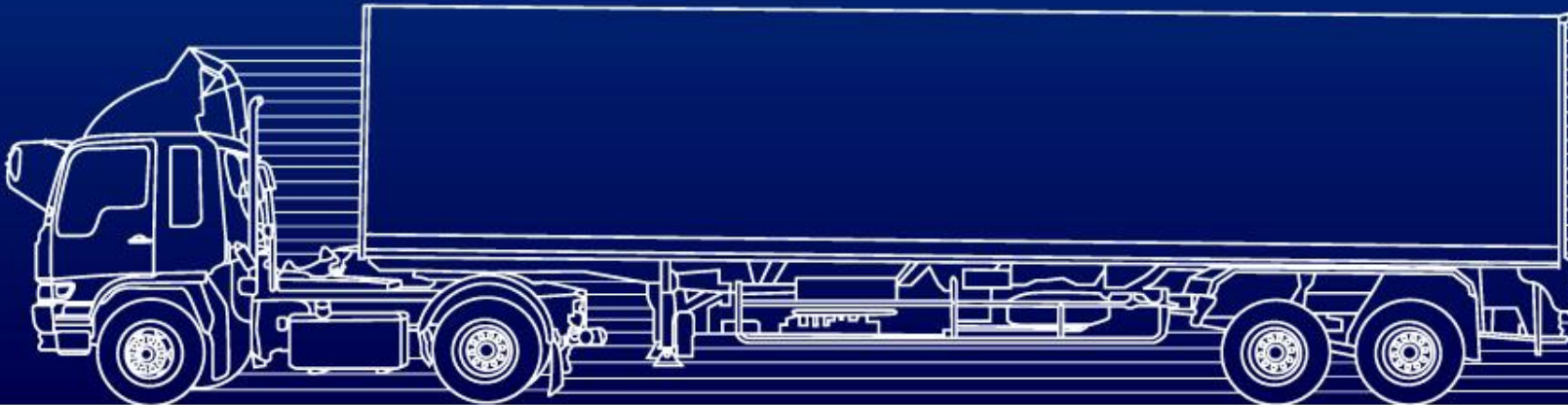
Remarks

Delete	Item Code	Received Qty	Unit Price	Total
Delete	000000000001	5	322.6551	1613.2755

4. CLICK ON "SAVE"

**:::: NOTE :::**

1. GRV NUMBER IS PREFIX FOR THE CURRENT MONTH



# INVENTORY PROCESS

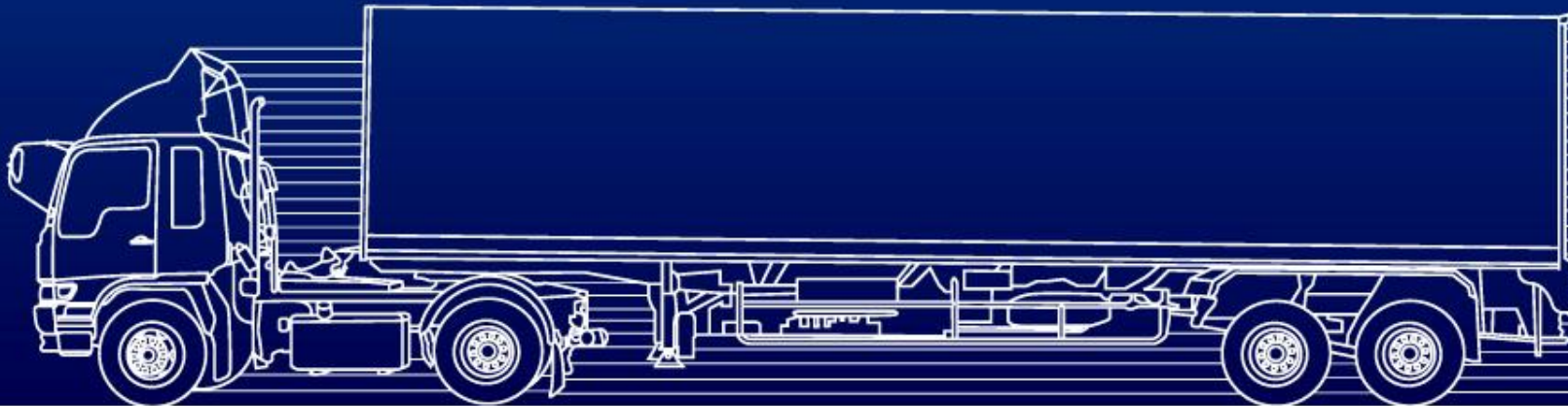
3. INVENTORY AUDIT REPORT :  
USER CAN VIEW THE AUDIT REPORT OF INVENTORY PARTS ISSUE AND INVENTORY PARTS RECEIPTS FOR ANY MONTH



A screenshot of the 'Inventory Audit Report' dialog box. It features a title bar with the text 'Inventory Audit Report'. Below the title bar, there are two dropdown menus for 'Audit Month' (set to 'November') and 'Year' (set to '2011'). At the bottom, there are two buttons: 'Report' and 'Cancel'. The 'Report' button is highlighted with a red box.

A screenshot of the 'Inventory Audit Report' for the month of October 2011. The report is for NITOL MOTORS LTD. and includes contact information: 100 TONGI INDUSTRIAL AREA, GAZIPUR, PHONE: 9801168, 9810744, 9813207, FAX: 880-2-9810745. The report is dated 21-November-2011. The table below shows the audit details for three items.

SL	ItemCode	Description	GRVNo	EQT	JCNo	SQT
1	253409110117	FUEL FILTER XENON	27823	4.00	-	0.00
2	266126400114	CLUTCH PR. PLATE 240 DIA		0.00	112107	1.00
3	000000000001	Vanellus CF4 15W40 (Mono Grade Diesel Oil)	27830	5.00	112202	5.00



THANK YOU

